

DRUM GROOVES CHEAT SHEET 1

DANNY COX

1

2


3

4

5


6

7




Musical notation for exercise 7, featuring a sequence of eighth notes with various articulation marks (circles and plus signs) above them.

8



Musical notation for exercise 8, featuring a sequence of eighth notes with accents (>) and a 'R' mark above them.

9



Musical notation for exercise 9, featuring a sequence of eighth notes with articulation marks (circles, plus signs, and 'L R' above them). Below the staff is the instruction: *open hats gradually----*

10



Musical notation for exercise 10, featuring a sequence of eighth notes with articulation marks (plus signs, 'L L', 'R R L L', and a circle above them).

11




Musical notation for exercise 11, featuring a sequence of eighth notes with articulation marks (circles and plus signs) above them.

12




Musical notation for exercise 12, featuring a sequence of eighth notes with articulation marks (plus signs, circles, and a tilde symbol) above them.

13



Musical notation for exercise 13, featuring a sequence of eighth-note triplets on a single staff.


14



Musical notation for exercise 14, featuring a sequence of eighth-note triplets on a single staff.

15

L L R L + L R L




Musical notation for exercise 15, featuring eighth-note triplets with fingerings L L R L and L R L, and a plus sign.

16



Musical notation for exercise 16, featuring eighth-note triplets with a plus sign and a circled note.

17



Musical notation for exercise 17, featuring eighth-note triplets with a plus sign and circled notes.